



## APPROVED PAPER EDITION TUTORIAL

### 1. System Access

Link: <https://icongresso.mcibrazil.itarget.com.br/estacao/index/index/evento/21>

### 2. System Login

To access the system, enter your registered e-mail and password, as shown in the circle in the figure below, and click the "logon" button.

Figure 1 – System access



Logo for the 49th Brazilian Geological Congress (Congresso Brasileiro de Geologia) held in Rio de Janeiro in 2018.

Logo for the Brazilian Geological Society.

Logo for the VII Symposium on Volcanism and Associated Environments.

mci Brasil

### Login

Email, CPF

Password

[I forgot my password](#)

**Sign In**

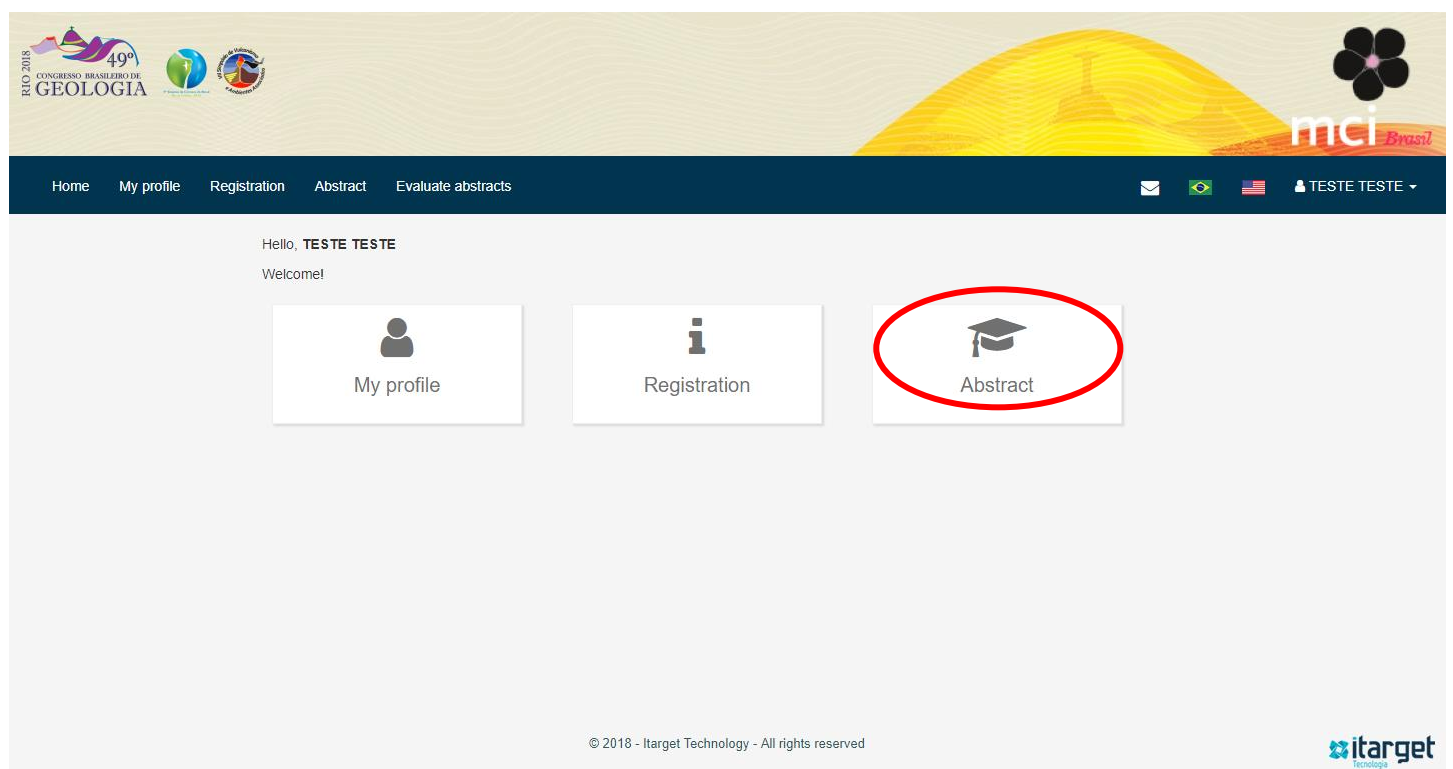
[I am not registered yet](#)



### 3. Abstract Menu

1. On the home screen, select the **“Abstract”** option.

Figure 2 – Participation area



2. In the **“Actions”** field you can edit the authors / co-authors and replace the complete file if you think some correction is necessary:

Figure 3 – Papers/Abstracts sent to this event area

Abstract Area

View abstract entered in this account.  
 Check abstract submission schedule and rules!

The maximum number of authors in an abstract is 12

Each author will be able to link up to 2 abstracts on his / her registration for presentation and publication in the Book of Abstracts of the congress.

Submit Abstracts

Nº of Abstract :	Title	Presentation Type	Date	Phase	Status	Actions
5001	Teste teste teste	ORAL PRESENTATION	2018-03-02	1	(Selected)	

Abstract written by you or that feature you

Nº of Abstract :	Title	Date	Status	Actions
No abstract submitted				